

**WSMA CLUBHOUSE AND POOL AREA ELECTRICAL
EQUIPMENT LAYOUT**

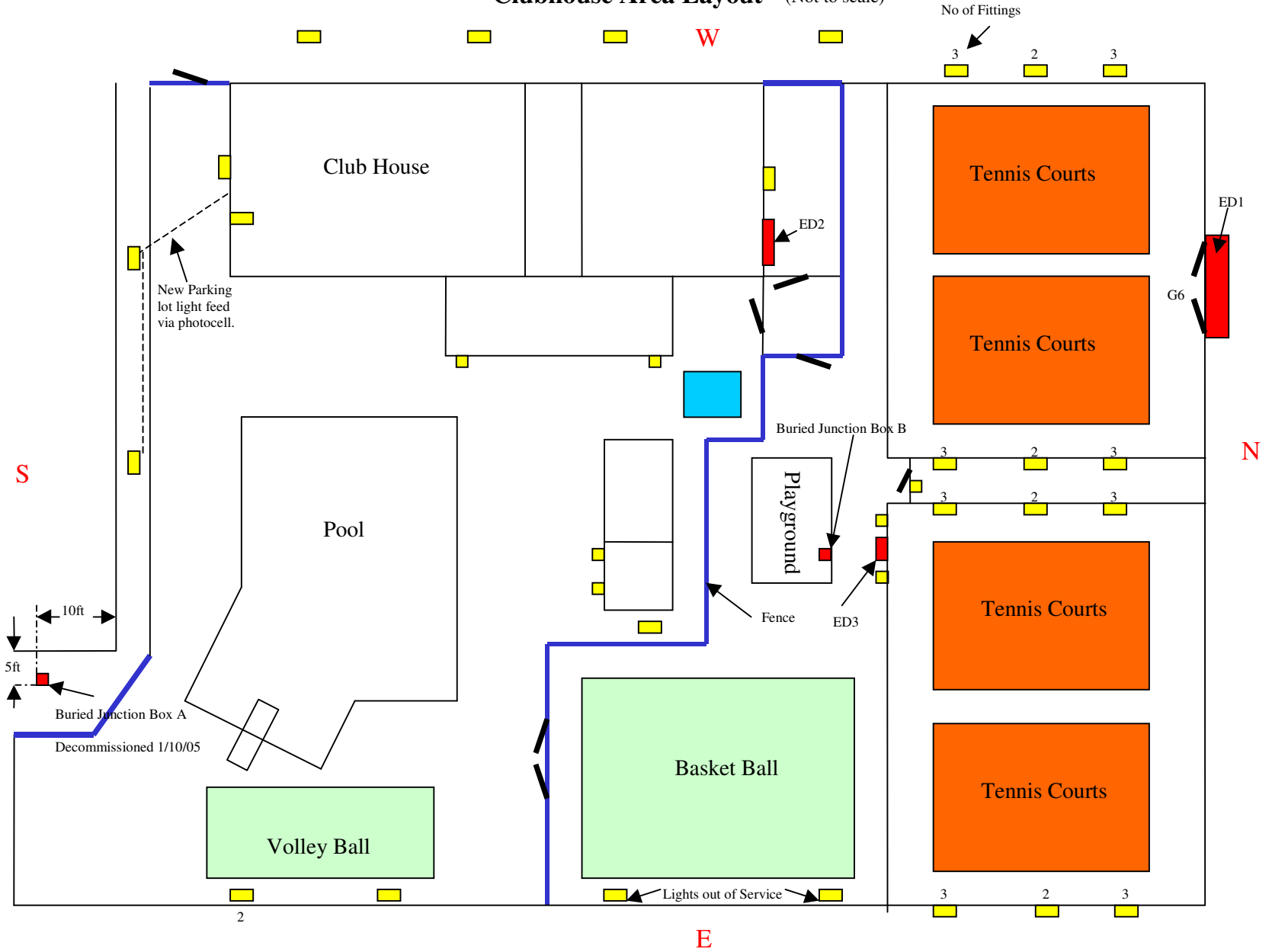
Last Revision – MARCH 2008

D. J. Ellis


Contents

Clubhouse Area LayoutPage 3
Main Supply Electrical Distribution (ED) 1Page 4
Main ED1 Breaker Box1Page 5
ED1 Lighting Timer and Contactor Box (for NW Tennis Courts).....Page 6
Tennis Court Distribution Box - ED3Page 7
Breaker Boxes and Timers ED2Page 8
Breaker Boxes and Timers ED2 – View 2Page 9
Timer 5 in Storage ShedPage 10
Parking Lot/Pool Overlook LightsPage 11
ED2 Breaker Box 1Page 12
ED 2 Breaker Box 1 – Breaker AssignmentsPage 13
ED2 Breaker Box 2Page 14
ED 2 Breaker Box 2 – Breaker AssignmentsPage 15
Timers Setting ChartPage 16


Clubhouse Area Layout - (Not to scale)




Main Supply Electrical Distribution (ED)1 - In NW Tennis Court



Main ED1 Breaker Box (in Tennis Courts)



ED1 Lighting Timer and Contactor Box (for NW Tennis Courts)



Tennis Court Distribution Box - ED3

Empty box – no longer in use


To Playground Lights
(via photocell)



GCFI Outlet – Fed from
breaker 1

Tennis Court Lighting
Distribution - Fed from
NE Tennis Court Lights
Timer (2)

Breaker Boxes and Timers ED2



Breaker Boxes and Timers ED2 – View 2

Timer (4) for Volley Ball Court lights via the switch below.



Switch for Volley Ball Court Lights (and GCFI Outlet on lamp pole by fence line) controlled via the timer above it.

Timer 5 in Storage Shed – Controls Adjacent Pole Light



Parking Lot/Pool Overlook Lights

Lights overlooking Pool



Switch for the above Pool Lights

ED2 Breaker Box 1



ED 2 Breaker Box 1 – Breaker Assignments

Row	Function	Amps	Function	Amps
1	Outlet on ED3 (opposite Playground) plus Timer (4) feeding Volley Ball Court lights via switch below timer	20	Kitchen Outlets (3)	20
			Dishwasher, Garbage Disposal and Big Room Outlet on Kitchen Wall	20
2	Not Identified - feeds via Timer 3 (unused Basketball lights?)	20	Porch, Passage-way and Entry -way lights	20
	RH Timer (3) – Clubhouse Exterior Lights	20	Not Identified	20
3	Big Room Spotlights	20	Mens' Restroom lights and Ladies' Restroom Lights and Fan	20
	Ladies' Restroom Hand Dryer	20	Sprinkler Supply Outlet	20
4	Mens' Restroom Hand Dryer	20	Defective Breaker	20
			Small Room+Ladies Room Entrance Lights	20
5	LH Timer (1) - Front Tree Lights	15	Outlets on Big Room interior W,S and E and exterior S walls+Car Park lights (controlled via photocell)	20
			Club House Big Room Lights (8 Globes)	20
6	Not Identified	15	See Note 2 below	20
			Baby Pool Pump+Acid and Chlorine feed Pumps	20
7	Pool Lights (via contactor operated by switch in Guard Room)	30	Pump Room Extractor Fan	15
8			Microwave Oven	20
			Refrigerator	20
9	Blank Slot		Note 1* : Chemical Room Light and Fan, Water Fountain, Storage Rooms Lights (2), Pump House Lights, Guard Pool Light and Outlets.	
10	Blank Slot			Note 2 : Big Room Entrance Light, Big Room Fans,
11	Cabana and Storage Shed+Outlet on Light Pole at rear of Storage Shed+Pole Light behind storage shed via Timer (5) in Storage Shed	20	Chair and Table Storage Closet Lights, Attic Light Kitchen Light, Soft Drink Machine Closet Outlet	
12	See Note 1	20	Outlet on Big Room N Wall (outside of Chair and Table Storage Closet)	

* Note that the Guard Room light and outlet, and the adjacent storage room light are protected by a GCFI on the external wall

ED2 Breaker Box 2



ED 2 Breaker Box 2 – Breaker Assignments

Row	Function	Amps	Function	Amps
1	Club House Big Room Heater and Air Handling System - Breaker 1	100	Club House Big Room Heater and Air Handling System - Breaker 2	60
2				
3	Water Heater (in Attic)	50	Kitchen Range	50
4				
5	Main Pool Pump - 7.5 HP	30	NE Tennis Court Lights	100
6				
7				
8	Not Identified	40	Not Identified	30
9				
10	A/C Unit 3 (Small Room)	30	A/C Unit 2 (Big Room)	40
11				
12			Heater and Air Handling System - Small Room and Rest Rooms	60
13	A/C Unit 1 (Big Room)	50		
14				Cntr Timer (2) - NE Tennis Court Lights

A/C Unit Identification

ED 2 Breaker Boxes and Timers

A/C 1

A/C 2

A/C 3

TIMERS SETTING CHART
KATY, TEXAS
 Rise and Set for the Sun for 2007

Location: W095 49, N29 48

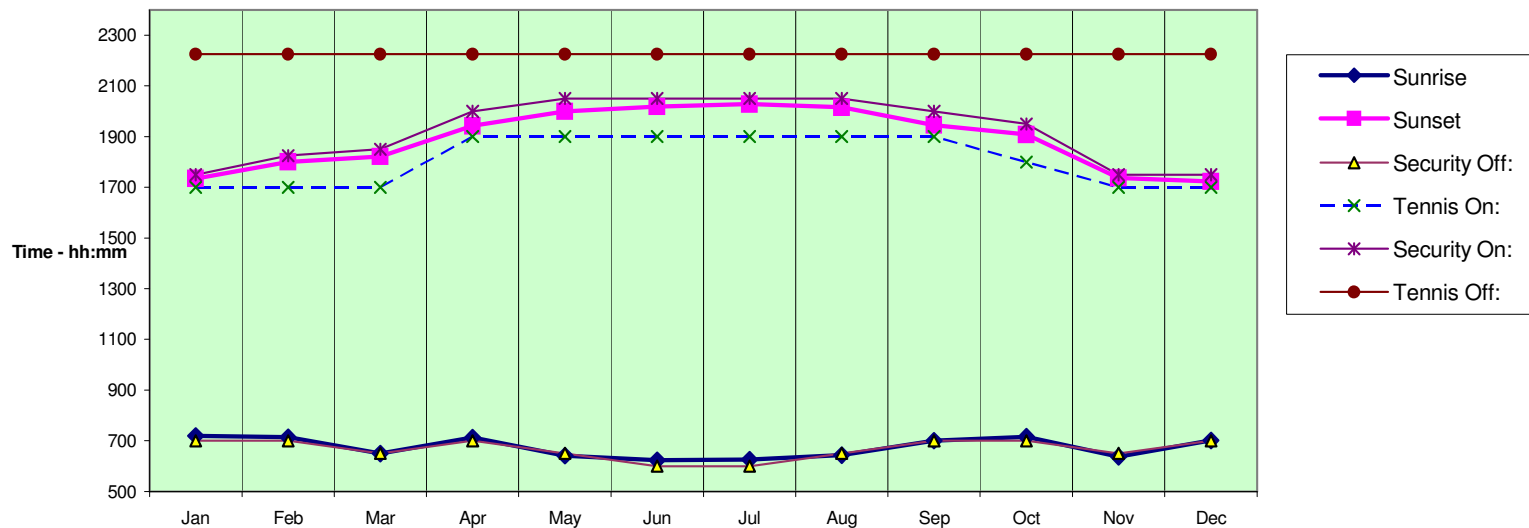
Astronomical Applications Dept.

U. S. Naval Observatory
 Washington, DC 20392-5420

Jan.		Feb.		Mar.		Apr.		May		June	
Rise (AM)	Set (PM)	Rise (AM)	Set (PM)	Rise (AM)	Set (PM)	Rise (AM)	Set (PM)	Rise (AM)	Set (PM)	Rise (AM)	Set (PM)
719	1735	714	1801	649	1822	613	1842	541	1900	523	1919
719	1735	714	1801	649	1822	713	1942	641	2000	623	2019
July		Aug.		Sept.		Oct.		Nov.		Dec.	
Rise (AM)	Set (PM)	Rise (AM)	Set (PM)	Rise (AM)	Set (PM)	Rise (AM)	Set (PM)	Rise (AM)	Set (PM)	Rise (AM)	Set (PM)
526	1928	543	1916	600	1846	616	1809	637	1737	701	1723
626	2028	643	2016	700	1946	716	1909	637	1737	701	1723

← Adjusted for DST

← Adjusted for DST



TIMER SETTINGS:	Adv Hour 11-Mar			Apr	May	Jun	Jul	Aug	Sep	Ret Hour 4-Nov		Dec
	Jan	Feb	Mar							Nov	Dec	
Security On:	5:30 PM	6:15 PM	6:30 PM	8:00 PM	8:30 PM	8:30 PM	8:30 PM	8:30 PM	8:00 PM	7:30 PM	5:30 PM	5:30 PM
Security Off:	7:00 AM	7:00 AM	6:30 AM	7:00 AM	6:30 AM	6:00 AM	6:00 AM	6:30 AM	7:00 AM	7:00 AM	6:30 AM	7:00 AM
Tennis On:	5:00 PM	5:00 PM	5:00 PM	7:00 PM	7:00 PM	7:00 PM	7:00 PM	7:00 PM	7:00 PM	6:00 PM	5:00 PM	5:00 PM
Tennis Off: (*)	10:15 PM	10:15 PM	10:15 PM	10:15 PM	10:15 PM	10:15 PM	10:15 PM	10:15 PM	10:15 PM	10:15 PM	10:15 PM	10:15 PM

(*) and pole light behind storage shed

= Daylight savings Time (DST)